

SAGIS WEEKLY BULLETIN / SAGIS WEEKLIKSE BULLETIN

1. Imports (ton):				1. Invoere (ton):
Commodity	Latest week/ Jongste week: 4 - 10 Jan 2014	Total: current marketing year/ Totaal: huidige bemarkingsjaar	Total: same period previous marketing year/ Totaal: selfde periode vorige bemarkingsjaar	Kommoditeit
White maize	0	0	10 562	Witmielies
Yellow maize	0	0	0	Geelmielies
Maize Total	0	0	10 562	Mielies Totaal
Wheat	25 949	648 615	426 064	Koring

Origin of imports / Oorsprong van invoere		
White maize/Witmielies	Yellow maize/Geelmielies	Wheat/Koring
		Canada
		Lithuania
		Russia
		Ukraine
		USA

2. Exports (ton)				2. Uitvoere (ton)
Commodity	Latest week/ Jongste week: 4 - 10 Jan 2014	Total: current marketing year/ Totaal: huidige bemarkingsjaar	Total: same period previous marketing year/ Totaal: selfde periode vorige bemarkingsjaar	Kommoditeit
White maize	17 701	654 557	1 018 256	Witmielies
Yellow maize	8 618	1 065 234	133 505	Geelmielies
Maize Total	26 319	1 719 791	1 151 761	Mielies Totaal
Wheat	12 314	71 005	86 540	Koring

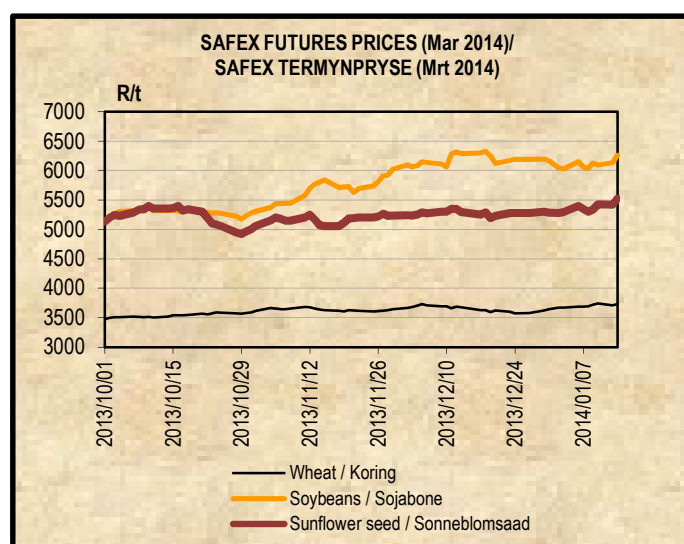
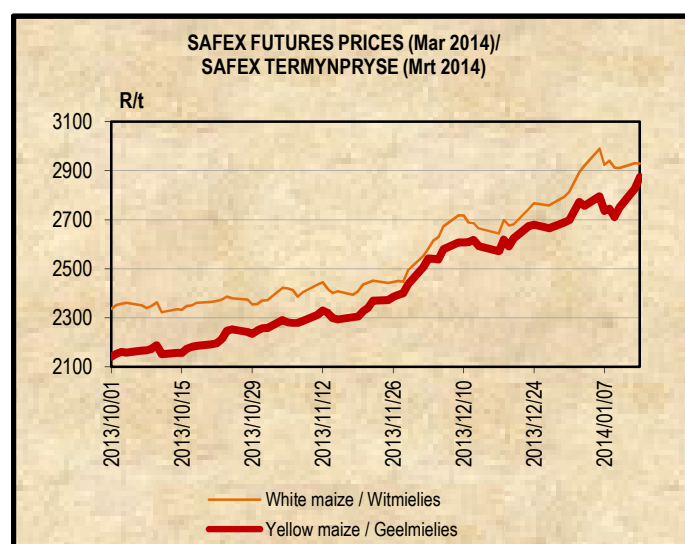
Destination of exports / Bestemming van uitvoere		
White maize/Witmielies	Yellow maize/Geelmielies	Wheat/Koring
Angola	Botswana	Botswana
Botswana	Cameroon	Lesotho
Lesotho	China	Namibia
Mexico	Japan	Swaziland
Mozambique	Korea	Zimbabwe
Namibia	Lesotho	
Swaziland	Madagascar	
Zimbabwe	Mozambique	
	Namibia	
	Nigeria	
	Swaziland	
	Taiwan	
	Zimbabwe	

3. Producer Deliveries (ton):
3. Produsentelewerings (ton):

Commodity	Latest week/ Jongste week: 4 - 10 Jan 2014	Total: current marketing year/ Totaal: huidige bemarkingsjaar	Total: same period previous marketing year/ Totaal: selfde periode vorige bemarkingsjaar	Kommoditeit
White maize	9 649	5 027 185	6 406 798	Witmielies
Yellow maize	3 700	5 190 166	4 388 704	Geelmielies
Total: maize	13 349	10 217 351	10 795 502	Totaal: mielies
Wheat	42 893	1 649 888	1 668 480	Koring

4. DOMESTIC PRICES PER SAFEX (R/t) (a)
4. PLAASLIKE PRYSE VOLGENS SAFEX (R/t) (a)

Commodity	Futures prices / Termynpryse (2014/01/14)					Kommoditeit
	2014/01	2014/03	2014/05	2014/07	2014/09	
White maize	R3028.00/t	R2928.00/t	R2644.00/t	R2405.00/t	R2441.00/t	Witmielies
Yellow maize	R3090.00/t	R2873.00/t	R2486.00/t	R2317.00/t	R2355.00/t	Geelmielies
Wheat	R3690.00/t	R3731.00/t	R3782.00/t	R3802.00/t	N/a	Koring
Sunflower	R5935.00/t	R5520.00/t	R5125.00/t	R5072.00/t	N/a	Sonneblom
Soybeans	R6365.00/t(25t)	R6260.00/t(50t)	R5765.00/t(50t)	R5786.00/t(50t)	N/a	Sojabone
Sorghum	N/a	R3500.00/t	R2800.00/t	R2820.00/t	N/a	Sorghum


5. IMPORT TARIFF ON MAIZE (b)
5. INVOERTARIEF OP MIELIES (b)

Derived US No2Y Yellow Maize fob (Gulf) (b)	2014/01/08	2014/01/09	2014/01/10	2014/01/13	2014/01/14	Afgeleide VSA No2Y Geelmielies vab (Golf) (b)
RSA Initial Reference Price			\$110.00			RSA Oorspronklike Verwysingsprys
Base price (\$/t)	117.65	117.65	117.65	117.65	117.65	Basisprys (\$/t)
Daily price (\$/t) (IGC)	205.60	203.60	211.60	211.60	209.60	Daaglikse prys (\$/t) (IGC)
Average of 21 days (\$/t)	209.93	209.55	209.55	209.46	209.31	Gemiddeld van 21 dae (\$/t)
Deviation from base price (\$/t)	-92.28	-91.90	-91.90	-91.81	-91.66	Afwyking van basisprys (\$/t)
Duty on maize (\$/t)	-99.93	-99.55	-99.55	-99.46	-99.31	Reg op mielies (\$/t)
Duty on maize (R/t)	-1043.50	-1041.13	-1042.61	-1043.18	-1043.74	Reg op mielies (R/t)
R/\$ Exchange rate (average of 21 days)	10.4423	10.4584	10.4733	10.4885	10.5100	R/\$ Wisselkoers (gemiddeld van 21 dae)
Tariff Gazetted 2006/12/08			R0.00/t			Tarief gepubliseer

Formula according to ITAC

(International Trade Administration Commission of South Africa)

Formule volgens ITAC

(International Trade Administration Commission of South Africa)

6. IMPORT TARIFF ON WHEAT (b)

6. INVOERTARIEF OP KORING (b)

US No2 HRW fob (Gulf)	2013/12/17	2013/12/24	2013/12/31	2014/01/07	2014/01/14	VSA No2 HRW vab (Golf)
RSA Initial Reference Price			\$215.00			RSA Oorspronklike Verwysingsprys
Base price (\$/t)	294.00	294.00	294.00	294.00	294.00	Basisprys (\$/t)
Weekly price (\$/t) (IGC)	298.00	293.00	290.00	292.00	289.00	Weeklikse prys (\$/t) (IGC)
3 Weeks moving average (\$/t)	307.00	299.00	293.67	291.67	290.33	3 Weke skuiwende gemiddeld (\$/t)
Number of weeks that the deviation is more than \$10						Aantal weke wat die afwyking meer as \$10 is
Deviation from base price (\$/t)	-13.00	-5.00	0.33	2.33	3.67	Afwyking van basisprys (\$/t)
Duty on wheat (\$/t)	-13.00	-5.00	0.33	2.33	3.67	Reg op koring (\$/t)
Duty on wheat (R/t)	-133.89	-51.64	3.46	24.81	39.71	Reg op koring (R/t)
R/\$ Exchange rate	10.2991	10.3281	10.4947	10.6493	10.8199	R/\$ Wisselkoers
Tariff Gazetted 2010/08/27			0.00			Tarief gepubliseer 2010/08/27

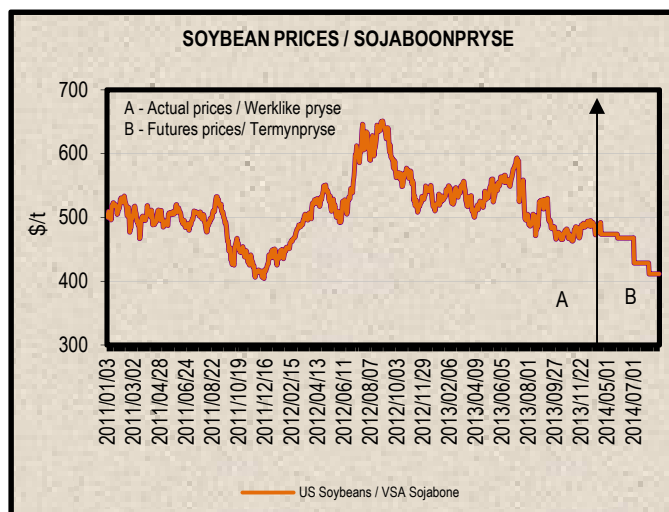
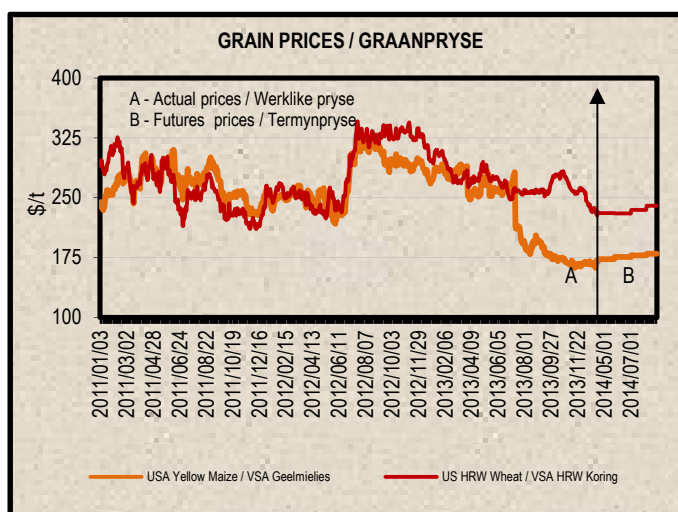
Formula according to ITAC
(International Trade Administration Commission of South Africa)

Formule volgens ITAC
(International Trade Administration Commission of South Africa)

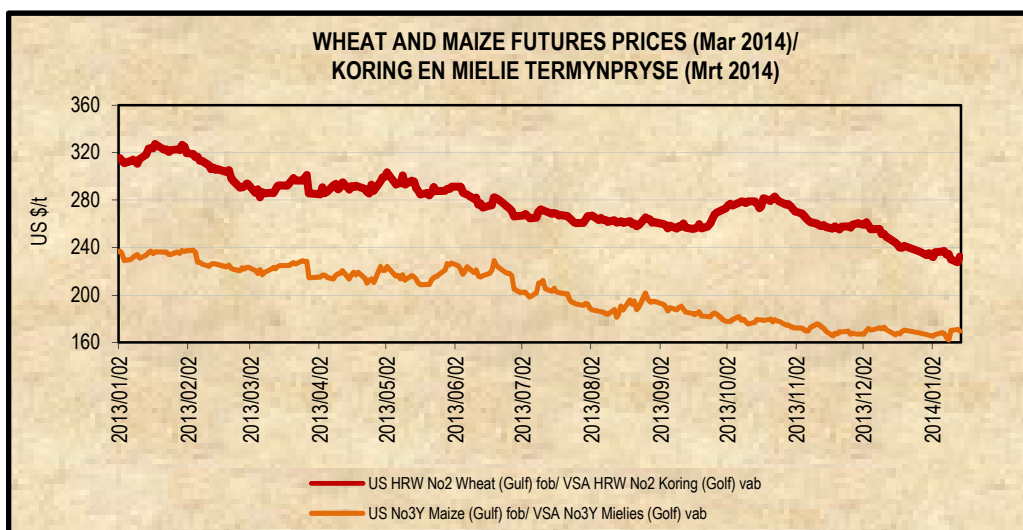
7. PRICES – INTERNATIONAL (US\$/t)

7. PRYSE - INTERNASIONAAL (VSA\$/t)

FOB (US\$/t)	Export Quotations/ Uitvoerkwotasie (b)				VAB (VSA\$/t)
	2014/01/14	2014/01/07	2013/12/31	2013/12/24	
US No 2 HRW Wheat (Gulf)	289.00	292.00	290.00	293.00	VSA No 2 HRW Koring (Golf)
US DNS Wheat 14% PNW	357.00	318.00	314.00	316.00	VSA DNS Koring 14% PNW
Argentine Wheat (Up River)	330.00	330.00	330.00	335.00	Argentynse Koring (Up River)
EC (France) Wheat (grade 1)	276.00	285.00	290.00	289.00	EU (Frankryk) Koring (graad 1)
EC (Germany) B Quality Wheat	279.00	287.00	294.00	292.00	EU (Duitsland) B Kwaliteit Koring
US No 3Y Maize (Gulf)	208.00	207.00	206.00	210.00	VSA No3Y Mielies (Golf)
Argentine Maize (Up River)	214.00	217.00	213.00	220.00	Argentynse Mielies (Up River)
US Sorghum (Gulf)	235.00	231.00	229.00	234.00	VSA Sorghum (Golf)
Argentine Sorghum (Up River)	196.00	191.00	190.00	195.00	Argentynse Sorghum (Up River)
US Soybeans (Gulf)	530.00	529.00	533.00	540.00	VSA Sojabone (Gulf)
Argentine Soybeans (Up River)	532.00	523.00	537.00	553.00	Argentynse Sojabone (Up River)
Canadian Canola	422.00	425.00	446.00	434.00	Kanadese Canola
Australian Malting Barley (Gairdner Malt)	268.00	260.00	257.00	257.00	Australiese Moutgars (Gairdner Malt)



Futures prices (US\$/t) / Termynpryse (VSA\$/t) (c)(d) (2014/01/14)							
Commodity	2014/03	2014/05	2014/07	2014/09	2014/12	2015/03	Kommoditeit
US No3 Yellow maize	169.83	172.98	175.66	177.55	179.52	183.06	VSA No3 Geelmielies
US No2 HRW wheat	232.22	230.97	230.45	234.86	240.01	242.73	VSA No2 HRW koring
US Soybeans	492.00	473.33	467.60	428.28	N/a	N/a	VSA Sojabone



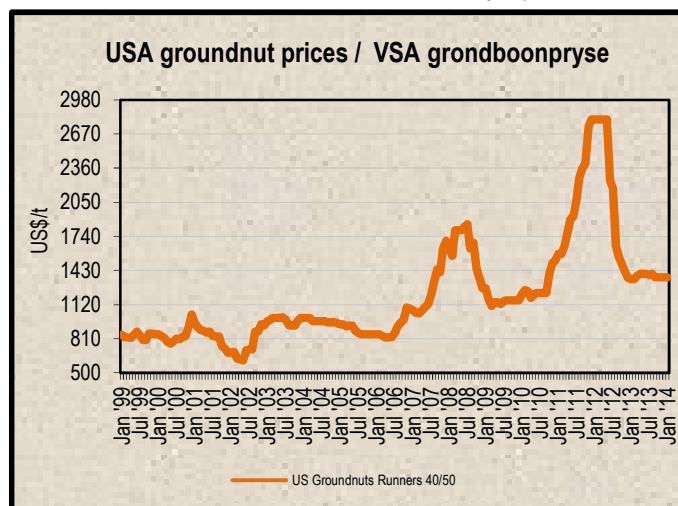
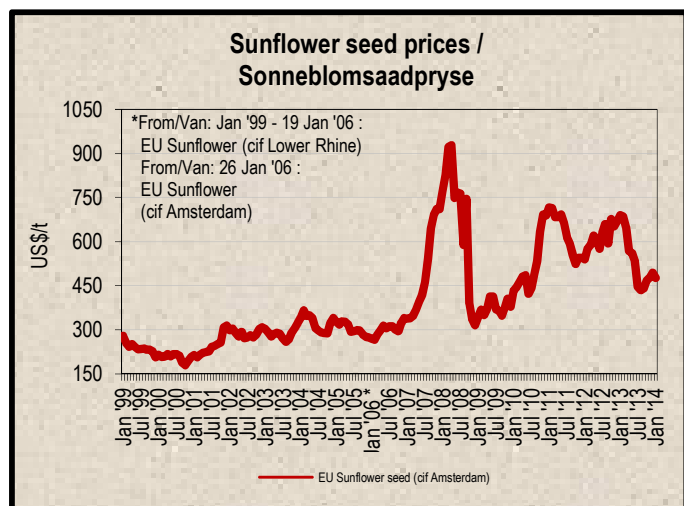
8. LOWEST REPRESENTATIVE ASKING PRICES (US\$/t) (e) (Prices of previous week)

8. LAAGSTE VERTEENWOORDIGENDE PRYSE GEVRA (Pryse van vorige week) (VSA\$/t) (e)

US\$/t	2014/01/09	2014/01/02	Change/ Verandering	VSA\$/t
Soybeans, Brazil, c.i.f. Rotterdam	534	538	-0.7%	Sojabone, Brasilië, k.a.v. Rotterdam
Groundnuts, US Runners 40/50 *	1370	1370	0.0%	Grondbone, VSA Runners 40/50 *
Groundnut-oil, c.i.f. Rotterdam	N/a	1460	N/a	Grondboon-olie, k.a.v. Rotterdam
Sunflower seed, EU c.i.f. Amsterdam	476	492	-3.3%	Sonneblomsaad, EU k.a.v. Amsterdam
Sunflower-oil, EU (fob) N.W. Europe	940	960	-2.1%	Sonneblom-olie, EU (vab) N.W. Eur.
Rapeseed, Europe, 00, c.i.f. Hamburg	490	504	-2.8%	Raapsaad, Europa, 00, k.a.v. Hamburg

* Shelled, c.i.f. Rotterdam

*Uitgedop, k.a.v. Rotterdam



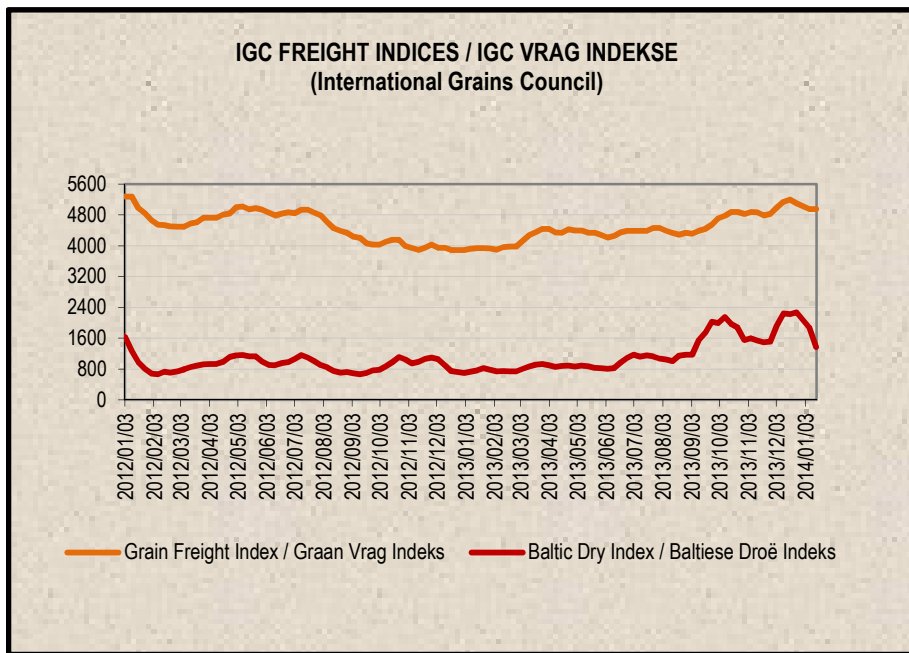
9. IGC FREIGHT INDICES (b)

9. IGC VRAG INDEKSE (b)

IGC FREIGHT INDICES / IGC VRAG INDEKSE							
	2013/12/10	2013/12/17	2013/12/24	2013/12/31	2014/01/07	2014/01/14	
Grain Freight Index*	5139	5198	5100	5100	4954	4954	Graan Vrag Indeks*
Baltic Dry Index	2237	2225	2277	-	1876	1370	Baltiese Droë Indeks

* IGC Grain Freight Index represents 15 major grain routes, including five from the United States of America, and two each from other main exporting nations (including Argentina, Black Sea, Europe and Canada); with base an average of the four weeks ending 11 May 2005 = 6000. The updated indices will be available on Thursdays on SAGIS' website.

* IGC Graan Vrag Indeks verteenwoordig 15 hoof graanroetes, insluitende vyf vanaf die Verenigde State van Amerika, en twee elk van ander hoof uitvoernasies (insluitende Argentinië, Swart See, Europa en Kanada); met basis 'n gemiddeld van die vier weke geëindig 11 Mei 2005 = 6000. Die opgedateerde indekse sal Donderdae op SAGIS se webwerf beskikbaar wees.



10. IMPORT PARITY PRICES – SUMMER GRAINS (b)

10. INVOERPARITEITPRYSE - SOMERGRANE (b)

INVOERPARITEITPRYSE VAN SOMERGRANE (BTW UITGESLT)			2014/01/16						IMPORT PARITY PRICES OF SUMMER GRAINS (VAT EXCL)		
ITEM	Nota/Note	Mielies/Maize	Mielies/Maize	Sorghum	Sorghum	Sorghum	ITEM				
		VSA/USA Golf/Gulf (no.3Y) \$/t	Argentynse/ Argentina Up River \$/t	VSA/ USA Golf/Gulf \$/t	Argentynse/ Argentina Up River \$/t	Australiese/ Australian Brisbane \$/t					
Internasionale VAB pryse	a	208.00	214.00	235.00	196.00	339.00	International FOB prices				
Vraggeld	b	47.00	35.00	47.00	35.00	25.00	Freight Rates				
Assuransie (0.3% van VAB)		0.62	0.64	0.71	0.59	1.02	Insurance (0.3% of FOB)				
1 KOSTE, ASSURANSIE EN VRAG (KAV) \$/T		255.62	249.64	282.71	231.59	365.02	1 COST, INSURANCE AND FREIGHT (CIF) \$/T				
R/\$ Wisselkoers op: 2014/01/14	Omskakel na R/t	10.8199	10.8199	10.8199	10.8199	10.8199	Converted to R/t				
2 KOSTE, ASSURANSIE EN VRAG (KAV) R/t		2765.78	2701.08	3058.89	2505.78	3949.48	2 COST, INSURANCE AND FREIGHT (CIF) R/t				
Finansieringskoste	c	19.32	18.87	21.37	17.51	27.59	Financing cost				
3 KOSTE, ASSURANSIE, VRAG EN FINANSIERING R/t		2785.10	2719.95	3080.26	2523.29	3977.07	3 COST, INSURANCE, FREIGHT AND FINANCING R/t				
Afblaikoste:	d, e	100.58	100.58	n/a	n/a	n/a	Discharging cost:				
- Kaapstad		139.99	139.99	146.61	146.61	146.61	- Cape Town				
- Durban		0.00	0.00	76.28	63.62	110.04	- Durban				
4 VRYOP SPOOR (VOS) R/t	f	2885.68	2820.53	n/a	n/a	n/a	4 FREE ON RAIL (FOR) R/t				
- Kaapstad		2925.09	2859.94	3303.08	2733.45	4233.65	- Cape Town				
- Durban							- Durban				
Spoornvragkoste	g	374.27	374.27	374.27	374.27	374.27	Railage cost				
- Durban na Randfontein							- Durban to Randfontein				
5 GELEWER:							5 DELIVERED:				
- Durban na Randfontein R/ton		3299.36	3234.21	3677.35	3107.72	4607.92	- Durban to Randfontein R/ton				

Notas/Notes:

a Bron van pryse en vraggeld : IGC GMI
Source of prices and freight rates: IGC GMI

2014/01/14

Termyn / Term	US\$/ton (VAB/FOB)	Vraggeld/Freight Rate:	US\$/ton
Feb 2014	208.00	US Golf / Gulf	47.00
Jan 2014	214.00	Argentinië / Argentina	35.00
Feb 2014	235.00	Australië/Australia	25.00
Jan 2014	196.00		
Jan 2014	339.00		

Mielies/Maize: VSA/USA (Golf/Gulf No.3Y)
Mielies/Maize: Argentinië/Argentina (Up River)
Sorghum: VSA/USA (Golf / Gulf Milo)
Sorghum: Argentinië/Argentina (Up River)
Sorghum: Australië/Australia (Brisbane)

b Vraggeld: bereken vir vragte van +/- 20 000 - 30 000t / Freight rates: calculated for freights of +/- 20 000 - 30 000t

c Finansieringskoste: 30 000t @ KAV @ primakoers vir 30 dae. Bron/Source: SARB 8.50% 2012/07/19
Financing cost 30 000t @ CIF @ prime rate for 30 days.

	Mielies/Maize:	Sorghum
Cape Town:	100.58	n/a
Durban:	139.99	146.61

d Afblaikoste / Discharging costs (R/ton):

e Afblaikoste / Discharging fees:

Ingesluit: Kaaigeld, hantering, kaaibesig, agente/dokumentasie, logistiek & opname (inspeksie van skeepsvrag) /
Included: Wharfage, handling, wharf supervision, agent/documentation, logistic & survey (inspection of shipload).

Uitgesluit: Gesondheidsinspeksie, skeepsaagentskapfooi, strooktoetsingsfooi vir GMO, opbergingskoste asook BTW en invoerbelasting /
Excluded: Health inspection fee, Ship agency fee, strip testing fees for GMO, storage costs as well as VAT and import duty.

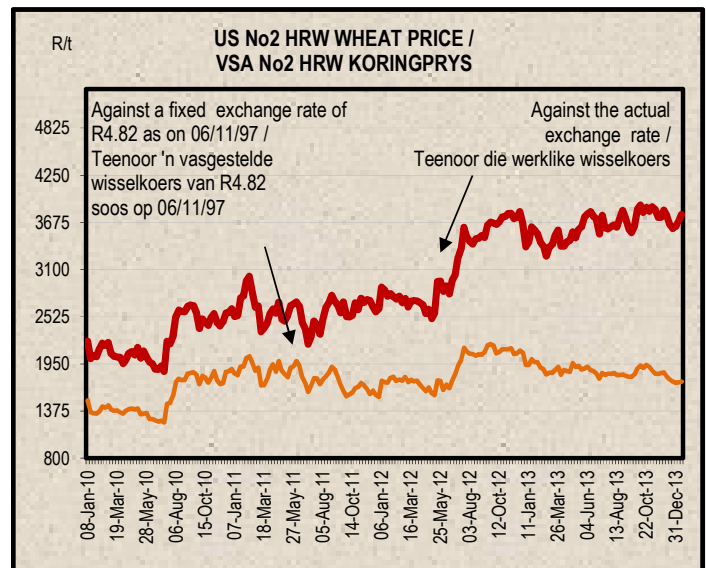
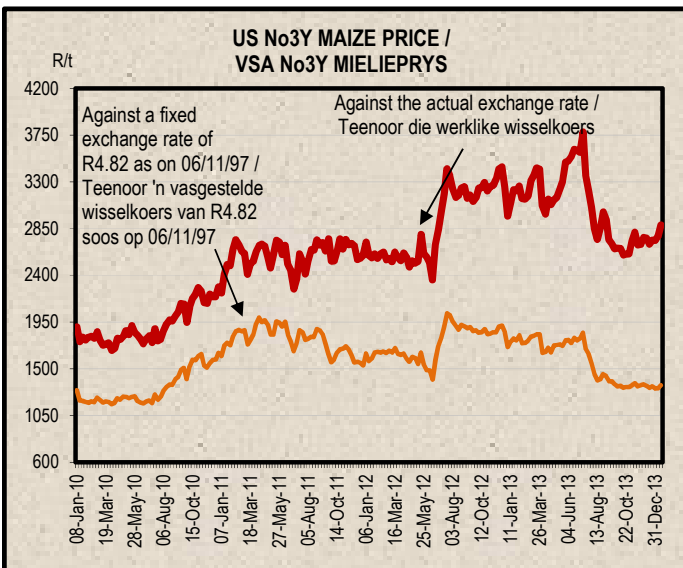
f Invoertarif / Import Tariff:

Mielies/Maize = Vry / Free
Sorghum = 3% op VAB / on FOB

g Neem asb. kennis van Spoornet se jaarlikse prysverhoging. Die oorspronklike 2012 prys (R353.08) is met 6.3% verhoog.

(Die oorspronklike 2012 prys, was deur die loop van die jaar verlaag na R233.00 weens groot aanvraag a.g.v. verskeie redes, ondermeer hoë uitvoer volumes) /
Please take note of Spoornet's annual price increase. The original 2012 price (R353.08) has increased with 6.3%.

(The original 2012 price was reduced to R233.00 through the year, due to high demand because of various reasons such as high export volumes)



11. IMPORT PARITY PRICES – WINTER CEREALS (b)

11. INVOERPARITEITPARYSE - WINTERGRANE (b)

INVOERPARITEITPARYSE VAN WINTERGRANE (BTW UITGESLT)			2014/01/16				IMPORT PARITY PRICES OF WINTER CEREALS (VAT EXCL)		
ITEM	Nota/ Note	Koring/Wheat	Koring/Wheat	Koring/Wheat	Koring/Wheat	Gars/Barley	Gars/Barley	ITEM	
		VSA/ USA Golf/Gulf HRW	VSA/ USA PNW	Argentynse/ Argentine Up River Trigo Pan	EU Duitsland/ Germany B kwaliteit/ quality	Australiese/ Australian Adelaide Mout/Malting	Franse/ French Rouen Mout/Malting		
		\$/t	\$/t	\$/t	\$/t	\$/t	\$/t		
Internasionale VAB pryse	a	289.00	357.00	330.00	279.00	268.00	263.00	International FOB prices	
Vraggeld	b	47.00	47.00	35.00	36.00	26.00	37.00	Freight Rates	
Assuransie (0.3% van VAB)		0.87	1.07	0.99	0.84	0.80	0.79	Insurance (0.3% of FOB)	
1 KOSTE, ASSURANSIE EN VRAG (KAV) \$/T		336.87	405.07	365.99	315.84	294.80	300.79	1 COST, INSURANCE AND FREIGHT (CIF) \$/T	
<i>Omskakel na R/t</i>		10.8199	10.8199	10.8199	10.8199	10.8199	10.8199	<i>Converted to R/t</i>	
R/\$ Wisselkoers op: 2014/01/14		R/t	R/t	R/t	R/t	R/t	R/t	R/\$ Exchange rate on: 2014/01/14	
2 KOSTE, ASSURANSIE EN VRAG (KAV) R/t		3644.90	4382.82	3959.98	3417.36	3189.71	3254.52	2 COST, INSURANCE AND FREIGHT (CIF) R/t	
Finansieringskoste	c	25.46	30.62	27.67	23.87	22.28	22.74	Financing cost	
3 KOSTE, ASSURANSIE, VRAG EN FINANSIERING R/t		3670.36	4413.44	3987.65	3441.23	3211.99	3277.26	3 COST, INSURANCE, FREIGHT AND FINANCING R/t	
Aflaaiikoste	d, e							Discharging cost	
3.1 Kaapstad (Hoofsaaklik kaaihykraan metode)		100.58	100.58	100.58	100.58	128.70	128.70	3.1 Cape Town (Mainly shore cranes method)	
3.2 Durban (Hoofsaaklik suig-in-silo metode)		146.61	146.61	146.61	146.61	146.61	146.61	3.2 Durban (Mainly suction into silo method)	
Invoertarif op koring	f	0.00	0.00	0.00	0.00	0.00	0.00	Import T ariff on wheat	
4 VRY OP SPOOR (VOS) R/t								4 FREE ON RAIL (FOR) R/t	
4.1 Kaapstadhawe		3770.94	4514.02	4088.23	3541.81	3340.69	3405.96	4.1 Cape Town Harbour	
4.2 Durbanhawe		3816.97	4560.05	4134.26	3587.84	3358.60	3423.87	4.2 Durban Harbour	
Spoorvragkoste	g							Railage cost	
- Kaapstad na Paarl		96.97	96.97	96.97	96.97	n/a	n/a	- Cape Town to Paarl	
- Durban na Randfontein		374.27	374.27	374.27	374.27	374.27	374.27	- Durban to Randfontein	
5 GELEWER:								5 DELIVERED:	
- Kaapstad na Paarl R/ton		3867.91	4610.99	4185.20	3638.78	n/a	n/a	- Cape Town to Paarl R/ton	
- Durban na Randfontein R/ton		4191.24	4934.32	4508.53	3962.11	3732.87	3798.14	- Durban to Randfontein R/ton	

Notas/Notes:	2014/01/14												
a Bron van pryse en vraggeld : IGC GMI													
Source of prices and freight rates: IGC GMI													
Koring/Wheat: HRW No 2 (Hard Red Winter) Golf / Gulf	Feb 2014 289.00 US (Golf / Gulf) 47.00												
Koring/Wheat: DNS 14% No 2 (Dark Northern Spring) Golf / Gulf	Feb 2014 357.00 Argentinië / Argentine (Upriver) 35.00												
Koring/Wheat: Argentinië / Argentine (Up River) Trigo Pan	Jan 2014 330.00 EEC (Bordeaux Hamburg) 36.00 37.00												
Koring/Wheat: EU (Duitsland / Germany) B kwaliteit/ quality	Jan 2014 279.00 Australië / Australia (Eastern) 25.00 26.00												
Gars/Barley: Australiese moutgars/Australian malting barley (Adelaide)	Jan 2014 268.00												
Gars/Barley: Franse moutgars/French malting barley (Rouen)	Jan 2014 263.00												
b Vraggeld: bereken vir vrage van +/- 20 000 - 30 000t / Freight rates: calculated for freights of +/- 20 000 - 30 000t													
c Finansieringskoste: 30 000t @ KAV @ primakoers vir 30 dae. Bron/Source: SARB 8.50% 2012/07/19													
Financing cost: 30 000t @ CIF @ prime rate for 30 days.													
d Aflaaiikoste / Discharging cost (R/ton):	<table border="1"> <thead> <tr> <th></th> <th>Koring/Wheat</th> <th>Gars/Barley:</th> </tr> </thead> <tbody> <tr> <td>Cape Town</td> <td></td> <td></td> </tr> <tr> <td>Cape Town:</td> <td>100.58</td> <td>128.70</td> </tr> <tr> <td>Durban:</td> <td>146.61</td> <td>146.61</td> </tr> </tbody> </table>		Koring/Wheat	Gars/Barley:	Cape Town			Cape Town:	100.58	128.70	Durban:	146.61	146.61
	Koring/Wheat	Gars/Barley:											
Cape Town													
Cape Town:	100.58	128.70											
Durban:	146.61	146.61											
e Aflaaiikoste / Discharging fees:													
Ingesluit: Kaaiwag, hantering, kaaiwag, agente/dokumentasie, logistiek & opnames (inspeksie van skeepsvrage).													
Included: Wharfage, handling, wharf supervision, agent/documentation, logistic & survey (inspection of shipload).													
Uitgesluit: Gesondheidsinspeksie-, skeepsagentskaptoe, strookbetsingsboei vir GMO, obergingskoste asook BTW en invoerbelasting.													
Excluded: Health inspection fee, Ship agency fee, strip testing fees for GMO, storage costs as well as VAT and import duty.													
f Invoertarif / Import Tariff													
Koring/Wheat = Vry / Free													
Gars/Barley = Vry/Free													
g Neem asb. kennis van Spoornet se jaarlikse prysverhoging. Die oorspronklike 2012 pryse is met 6.3% verhoog.													
(Die oorspronklike Durban na Randfontein 2012 prys (R353.08), was deur die loop van die jaar verlaag na R233.00 weens groot aanvraag a.g.v. verskeie redes, ondermeer hoë uitvoer volumes) /													
Please take note of Spoornet's annual price increase. The original 2012 prices have increased with 6.3%.													
(The original 2012 Durban to Randfontein price (R353.08) was reduced to R233.00 through the year, due to high demand because of various reasons such as high export volumes)													

12. IMPORT PARITY PRICES – OIL SEEDS (b)(f)

12. INVOERPARITEITPRYSE - OLIESADE (b)(f)

INVOERPARITEITPRYSE VAN OLIESADE (BTW UITGESLT)		2014/01/16					IMPORT PARITY PRICES OF OIL SEEDS (VAT EXCL)	
ITEM	Nota/ Note	Sojabone/ Soybeans	Sojabone/ Soybeans	Sonneblom/ Sunflower	Canola	Grondbone/ Groundnuts	ITEM	
		VSA/ USA	Argentynse/ Argentine	Fransse/ French	Kanadese/ Canadian	Argentynse/ Argentine		
		Golf/Gulf	Up River	Bordeaux	Vancouver	Raw Runners 40/50		
Internasionale VAB pryse	a	\$/t	\$/t	\$/t	\$/t	\$/t	International FOB prices	
Vraggeld	b	530.00	532.00	473.00	422.00	1237.00	Freight Rates	
Assuransie (0.3% van VAB)		47.00	35.00	36.00	45.00	113.00	Insurance (0.3% of FOB)	
1 KOSTE, ASSURANSIE EN VRAG (KAV) \$/T		1.59	1.60	1.42	1.27	3.71	1 COST, INSURANCE AND FREIGHT (CIF) \$/T	
<i>Omskakel na R/t</i>		578.59	568.60	510.42	468.27	1353.71	<i>Converted to R/t</i>	
R/\$ Wisselkoers op: 2014/01/14		10.8199	10.8199	10.8199	10.8199	10.8199	R/\$ Exchange rate on: 2014/01/14	
2 KOSTE, ASSURANSIE EN VRAG (KAV) R/t		R/t	R/t	R/t	R/t	R/t	2 COST, INSURANCE AND FREIGHT (CIF) R/t	
		6260.29	6152.20	5522.69	5066.63	14647.01		
Finansieringskoste	c	43.74	42.98	38.58	35.40	102.33	Financing cost	
3 KOSTE, ASSURANSIE, VRAG EN FINANSIERING R/t		6304.03	6195.18	5561.27	5102.03	14749.34	3 COST, INSURANCE, FREIGHT AND FINANCING R/t	
Aflaaiikoste: Durban	d, e	146.61	146.61	225.09	146.61	521.95	Discharging cost: Durban	
Invoertarif:	f	458.76	460.49	0.00	456.60	1338.42	Import Tariff:	
4 VRY OP SPOOR (VOS) R/t Durban		6909.40	6802.28	5786.36	5705.24	16609.71	4 FREE ON RAIL (FOR) R/t Durban	
Spoorvragkoste	g						Railage cost	
- Durban na Randfontein		374.27	374.27	374.27	374.27	-	- Durban to Randfontein	
5 GELEWER:							5 DELIVERED:	
- Durban na Randfontein R/ton		7283.67	7176.55	6160.63	6079.51	-	- Durban to Randfontein R/ton	

Notas/Notes:

a Bron van pryse en vraggeld / Source of prices and freight rates : IGC (GMI) & Geogalos Peanut World

2014/01/14

Termyn / Term	US\$/ton (VAB/FOB)	Vraggeld/Freight Rate:	US\$/ton
Sojabone/Soybeans: VSA/USA (Golf/Gulf)	Feb 2014	530.00 US Golf/ Gulf	47.00
Sojabone/Soybeans: Argentinië/Argentina (Up River)	Jan 2014	532.00 Argentinië / Argentina	35.00
Sonneblom/Sunflower: EU Frankryk/France (Bordeaux)	Apr 2014	473.00 EEC (Bordeaux/Hamburg)	36.00
Canola: Kanada/Canada (Vancouver)	Mar/Mrt 2014	422.00 Kanada/Canada (North Pacific)	45.00
Grondbone/Groundnuts: Argentinië/Argentina (Raw Runner 40/50)	Jan 2014	1237.00 Grondbone/Groundnuts (ARG)	113.00

b Vraggeld: bereken vir vragte van +/- 20 000 - 30 000t. / Freight rates: calculated for freights of +/- 20 000 - 30 000t

c Finansieringskoste: 30 000t @ KAV @ primakoers vir 30 dae. Bron/Source: SARB 8.50% 2012/07/19
Financing cost: 30 000t @ CIF @ prime rate for 30 days.

	Sojabone/ Soybeans	Sonneblom/ Sunflower	Canola	Grondbone/ Groundnuts
d Aflaaiikoste / Discharging costs (R/ton):	Durban: 146.61	225.09	146.61	521.95

e Aflaaiikoste / Discharging fees:
Ingesluit: Kaai gelde, hantering, kaai besig, agente/dokumentasie, logistiek & opnames (inspeksie van skeepsvrag) /
Included: Wharfage, handling, wharf supervision, agent/documentation, logistic & survey (inspection of shipload).
Uitgesluit: Gesondheidsinspeksie-, skeepagentskapfoei, strookbelsingsfoei vir GMO, opbergingskoste asook BTW en invoerbelasting /
Excluded: Health inspection fee, Ship agency fee, strip testing fees for GMO, storage costs as well as VAT and import duty.

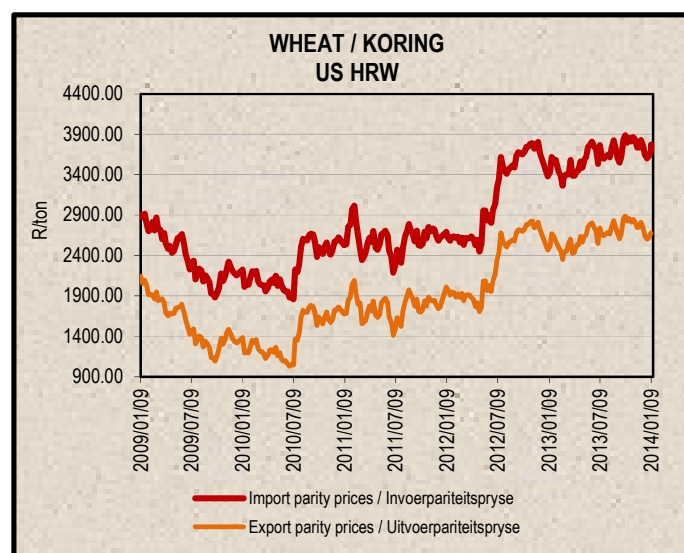
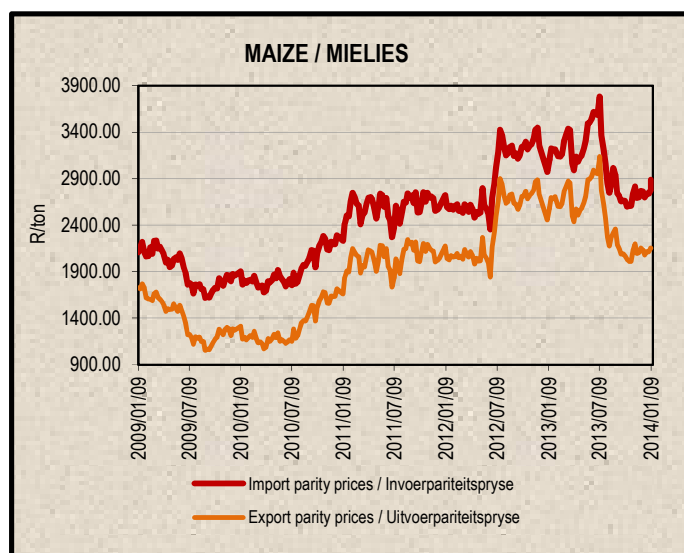
f Invoertarif / Import Tariff:
Sojabone/Soybeans = 8% op VAB / on FOB
Sonneblom/Sunflower = Vry / Free
Canola = 10% op VAB / on FOB
Grondbone/Groundnuts = 10% op VAB / on FOB

g Neem asb. kennis van Spoornet se jaarlikse prysverhoging. Die oorspronklike 2012 prys (R353.08) is met 6.3% verhoog.
(Die oorspronklike 2012 prys, was deur die loop van die jaar verlaag na R233.00 weens groot aanvraag a.g.v. verskeie redes, ondermeer hoë uitvoer volumes) /
Please take note of Spoornet's annual price increase. The original 2012 price (R353.08) has increased with 6.3%.
(The original 2012 price was reduced to R233.00 through the year, due to high demand because of various reasons such as high export volumes).

13. EXPORT PARITY PRICES (b)

13. UITVOERPARITEITPRYSE (b)

INDICATIVE EXPORT PARITY PRICES			2014/01/16		AANDUIDENDE UITVOERPARITEITSPRYSE	
	US No3Y Maize/ Mielies Gulff/Golf (b)	US HRW Wheat/Koring Gulff/Golf (b)	US DNS 14% Wheat/Koring PNW (b)	Argentine Raw Runner 40/50 Groundnuts/ Grondbone (f)	Hierdie is slegs 'n voorbeeld van hoe 'n uitvoerpariteitsprys bereken kan word - dit kan varieer volgens behoefte	
	Feb 14	Feb 14	Feb 14	Jan 14		
This is only an example of how an export parity price can be calculated - it can vary according to need						
FOB Gulf value (\$/t)	208.00	289.00	357.00	1237.00	VAB Golfwaarde (\$/t)	
Difference in quality and locality of SA ¹ Maize: Plus US\$10 (\$/t) Groundnuts: Less 3,5% of fob value	\$10.00			96,5%	Kwaliteits- en liggingsverskil van SA ¹ Mielies: Plus VSA\$10 (\$/t) Grondbone: Min 3,5% van vab waarde	
SA fob price (\$/t)	218.00	289.00	357.00	1193.71	SA vab prys (\$/t)	
Exchange rate (1\$=): (2014/01/14)	10.8199	10.8199	10.8199	10.8199	Wisselkoers (1\$=): (2014/01/14)	
FOB Gulf value (R/t)	2358.74	3126.95	3862.70	12915.82	VAB Golfwaarde (R/t)	
Marketing costs:					Bemerkings koste:	
Financing (Prime rate 8.5% - 30 days) (R/t)	16.48	21.85	26.99	90.23	Finansieringskoste (Primakoers 8.5% - 30 dae) (R/t)	
Railage: ²					Spoorvrag: ²	
Paarl – Cape Town harbour	-	96.97	96.97	-	Paarl – Kaapstadhawe	
Randfontein – Durban harbour	374.27	374.27	374.27	-	Randfontein – Durbanhawe	
Loading costs: (R/t) ³ Cape Town Harbour ⁴ Durban Harbour (Mainly spout method)	- 141.07	100.58 141.07	100.58 141.07	- 432.11	Oplaai-koste: (R/t) ³ Kaapstadhawe ⁴ Durbanhawe (Hoofsaaklik tregter metode)	
EXPORT REALISATION (R/t):					UITVOER REALISASIE (R/t):	
Cape Town Harbour	-	2907.55	3638.16	-	Kaapstadhawe	
Durban Harbour	1826.92	2589.76	3320.37	12393.48 ⁵	Durbanhawe	
<i>Difference in quality and locality of SA (As requested by the industry)</i>			1		<i>Kwaliteits- en liggingsverskil van SA (Soos deur die bedryf versoek)</i>	
<i>As from 14 June 2012, the discount/rebate will no longer be used to calculate the export parity price on US HRW and a new calculation will be added for US DNS, also without the discount/rebate.</i>					<i>Vanaf 14 Junie 2012 sal die diskonto/premie nie meer gebruik word by die berekening van die uitvoerpariteitprys van US HRW nie en 'n nuwe berekening word nou vir US DNS gedoen, ook sonder diskonto/premie.</i>	
<i>Railage costs: Please take note of Spoornet's annual price increase. The original 2012 prices have increased with 6.3% (the original 2012 Durban to Randfontein price of R353.08 was reduced during the year to R233.00 by Spoornet, due to high demands because of various reasons such as high export volumes). Railage/road transport tariffs for groundnuts are unknown. Included: Cargo dues, handling, wharf supervision, agency/documentation, logistics & surveys (inspection of cargo). Excluded: Ship agent fees, health & PPECB inspections, storage facility & transport costs to storage facility, VAT & duties. Since wheat are not exported from Cape Town harbour, the assumption is made that loading costs are the same as discharging costs at Cape Town harbour. Railage excluded</i>			2		<i>Spoorvrag koste: Neem asb. kennis van Spoornet se jaarlikse prysverhoging. Die oorspronklike 2012 pryse, is met 6.3% verhoog (die oorspronklike Durban na Randfontein 2012 prys van R353.08, was deur die jaar verlaag na R233.00 deur Spoornet, weens hoë aanvraag a.g.v. verskeie redes soos hoë uitvoer volumes). Spoorvrag/padvervoertariewe vir grondbone is onbekend. Ingesluit: Kaaigelde, hantering, kaaitoetsig, agente/dokumentasie, logistiek & opnames (inspeksie van skeepsvrag) Uitgesluit: Skeepsagentskaps-, inspeksie-, opbergings- en vervoerkoste na opbergingsfasiliteit, BTW & invoerbelasting. Aangesien geen koring vanaf Kaapstadhawe uitgevoer word nie, word die aanname gemaak dat die oplaai-koste by Kaapstadhawe dieselfde is as die oplaai-koste. Spoorvrag uitgesluit</i>	



14. WEATHER

For local weather, please follow the link below:

www.weathersa.co.za

14. WEER

Vir plaaslike weer, volg asseblief die onderstaande skakel:

www.weathersa.co.za

Sources /Bronne:

(a)=Safex; (b)=International Grains Council; (c)=CBOT; (d)=KCBT; (e)=Oil World;
(f)=Georgalos Peanut World.

SAGIS

Nico Hawkins

General Manager / Hoofbestuurder

Indemnity/Vrywaring: Although everything has been done to ensure the accuracy of the information, neither SAGIS nor any of its directors or employees takes any responsibility for actions or losses that might occur as a result of the usage of this information. / Alhoewel alles gedoen is om te verseker dat die inligting korrek is, aanvaar nie SAGIS of enige van sy direkteure of werknemers verantwoordelikheid vir enige aksies of verliese as gevolg van die inligting wat gebruik is nie.